

IMAGINE OVER **14,000** PEOPLE OPENING THEIR INBOXES & SEEING YOUR AD



SENT TO WORK COMP PROFESSIONALS NATIONWIDE

We reach twice as many insurance, legal services, employers, and medical professionals as our competitors.

ADVERTISING STATISTICS

- ◆ **30,000+** registered users on workcompcentral.com.

End result: A defined target audience and not simply search engines clicking on the wrong site.

- ◆ **14,000+** registered daily newsletter subscribers.

End result: Nearly double the closest competitor in subscribers. We have constantly proven to be more successful at reaching our audience with our advertisers.

- ◆ **600,000+** pageviews per month. (Based on last 6-months. 7/07 – 12/07)

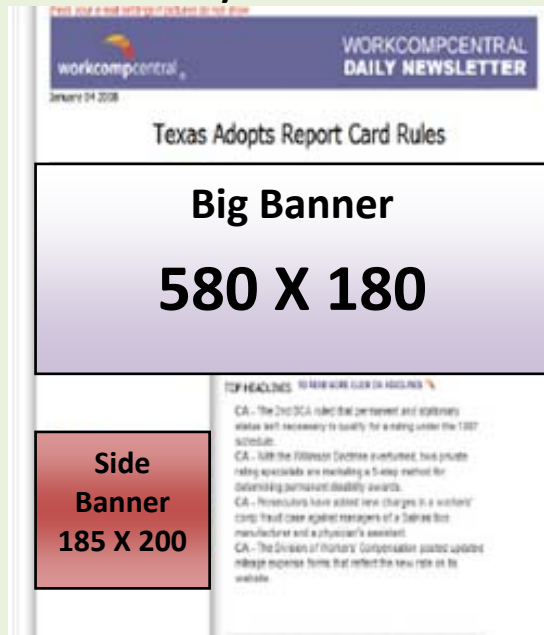
End result: Loyal and professional audience that seeks news and industry information, including your advertising message.

- ◆ **15%** new visitor traffic per month.

End result: We are recognized as a growth company that is being demanded nationally.

Advertising space that you choose!

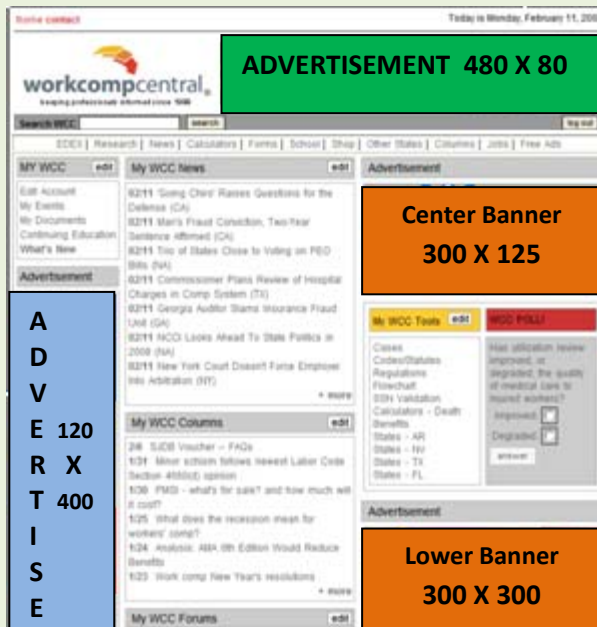
Daily Newsletter




“...we'd like to go ahead and upgrade our advertising...”

WorkCompCentral has been our most effective advertising campaign to date and we feel with the added exposure it should only increase our success.
(Brian H.)”

WorkCompCentral Home Page



Weekly Review



Splash Page

**10-Second
Exclusive
650 x 450**

ADVERTISING RATE SHEET

WorkCompCentral Web Page

Location	Cost	Daily	Impressions		CPM
			30-Days		
Top Banner 480 x 80	\$3,000	4,000	120,000		\$25
Skyscraper 120 x 400	\$2,500	4,000	120,000		\$21
Center Banner 300 x 200	\$2,500	4,000	120,000		\$21
Lower Banner 300 x 200	\$2,200	2,500	150,000		\$15
Splash Page 650 x 450	\$1,000	1,300	39,000		\$25

Daily Newsletter

Location	Cost	Impressions		
		Weekly	30-Days	CPM
Big Banner 580 x 180	\$225 / day	70,000	N/A	\$16
Side Banner 185 x 200	\$125 / day	70,000	N/A	\$9

Weekly Review

Location	Cost	Impressions		
		Weekly	30-Days	CPM
Skyscraper 150 x 600	\$125	14,000	64,000	\$9

** All above rates reflect a monthly charge.

** Newsletter rates are priced daily.

Service	Description
WorkCompCentral Home Page- These banner positions are offered per exposure in a rotation or unlimited exposure & exclusivity is available.	One of WorkCompCentral's most sought after banner spaces. Only four banner sizes on this page. Top Rectangle Banner 480 x 80, Left Skyscraper 120 x 400, Middle Banner 300 x 200, Lower banner 300 x 200.
Splash Page- This banner is priced per 1,000 exposures per day.	After login, the large splash page banner shows your message for 10 seconds to your targeted audience. Choose from the following target audiences: Insurance, Legal, Employers, Vendors and Medical. Banner Size 650 x 450.
Weekly Review Skyscraper- Banner Size: 150 x 600. Only one advertiser per weekly newsletter provides you with exclusivity.	On each Saturday each specific target segment (Legal, Medical, Insurance, Employers, Vendors, Executives) receives a wrap up of the most popular stories based on the readership of their colleagues.
Daily Newsletter Banners-	These banners are viewed by more than 14,000 newsletter subscribers Monday through Friday. Banner Sizes: Newsletter 580 x 180, Banner 185 X 200.
WorkCompCentral EDEX Web Pages- These banners are offered per exposure in rotation or unlimited exposures & exclusivity is available.	25% of all EDEX transactions go through WorkCompCentral.com EDEX web pages.